



Modeling Complex IO with IBIS 4.1

IBIS Summits


January 31, 2005 and March 11, 2005

Donald Telian (presented by Heiko Dudek, March 11, 2005)

Agenda

- History
- New Data
- Model Types
- Recommendations

Agenda



- History
- New Data
- Model Types
- Recommendations

In order to...

The Original “Box”

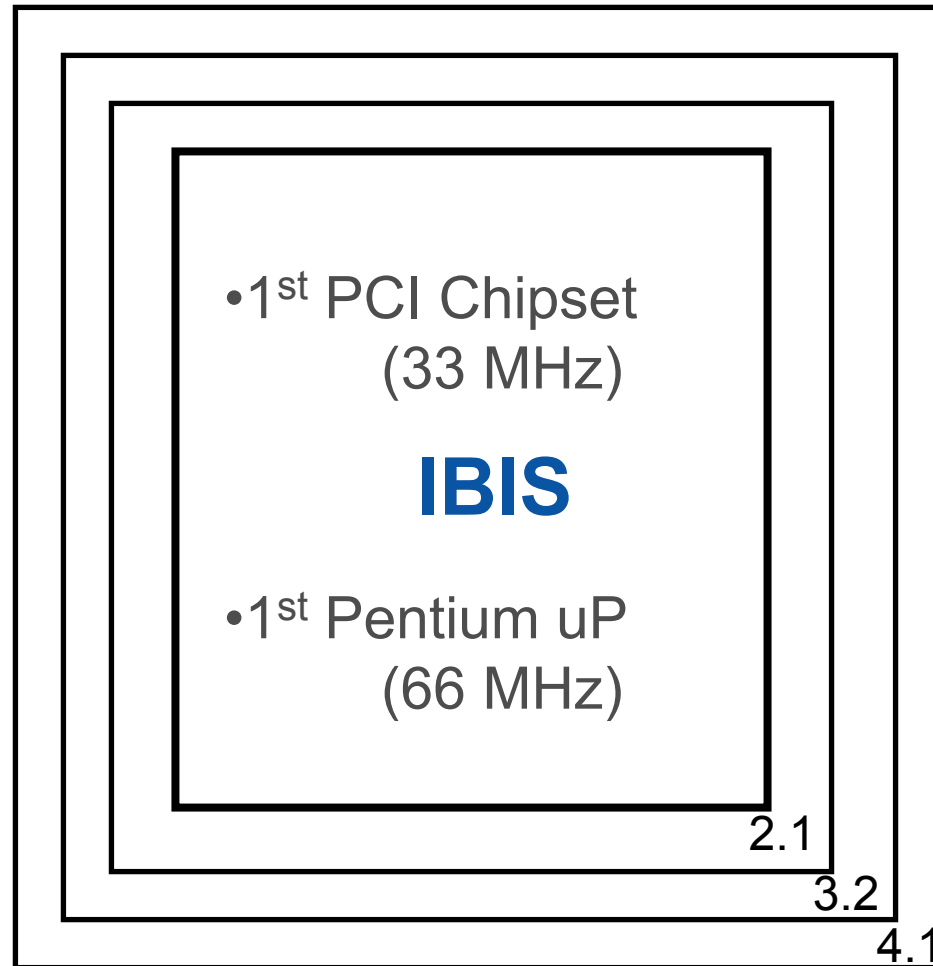


- 1st PCI Chipset
(33 MHz)

IBIS

- 1st Pentium uP
(66 MHz)

...and the “Box” did grow



*An increasing
amount of Complex
IO models are
missing the box*

A large, empty square box with a black border. Inside the box, the word "IBIS" is centered in blue. Below "IBIS", the text "Solve the issues to widen the box" is written in bold black, and below that, the text "To do so, we'll need a good understanding of these Complex IO" is written in red italics. In the bottom right corner of the box, the number "4.1" is written. Outside the box, there are six red circles with black outlines: one to the left, one to the top-left, one to the top-right, one to the right, one to the bottom-right, and one centered below the box.

IBIS


Solve the issues to widen the box

***To do so, we'll need a
good understanding of
these Complex IO***

4.1

Agenda

- History



- New Data

 - Interviews with those working with Complex IO

- Model Types

- Recommendations

11 Interviews During December 2004

- All are involved with Complex IO
 - Majority were not CDS users
- Good re-introduction to the issues
- The issues are many
 - and the solutions weren't clear
- Will use this data to propose solutions
- Most want “industry standard solution”
 - but don't know how to get there
- So who will lead?



The Current Situation


IBIS

*What is the format of most
of the red dots today?*

4.1

Agenda

- History
- New Data




- Model Types – opportunity/issues with each
 - Hspice
 - AMS
 - SPICE
- Recommendations

High-Speed PCB Web Surveys

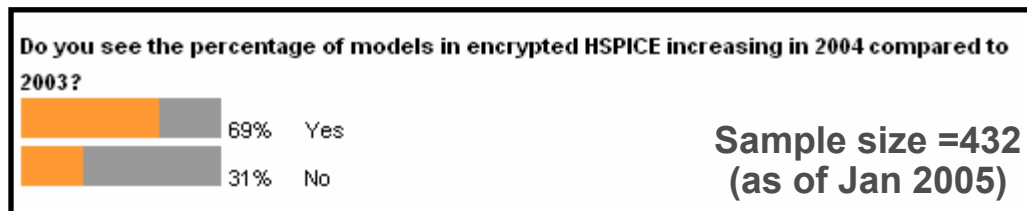


- 64% say that more than 20% of the models they receive are Hspice



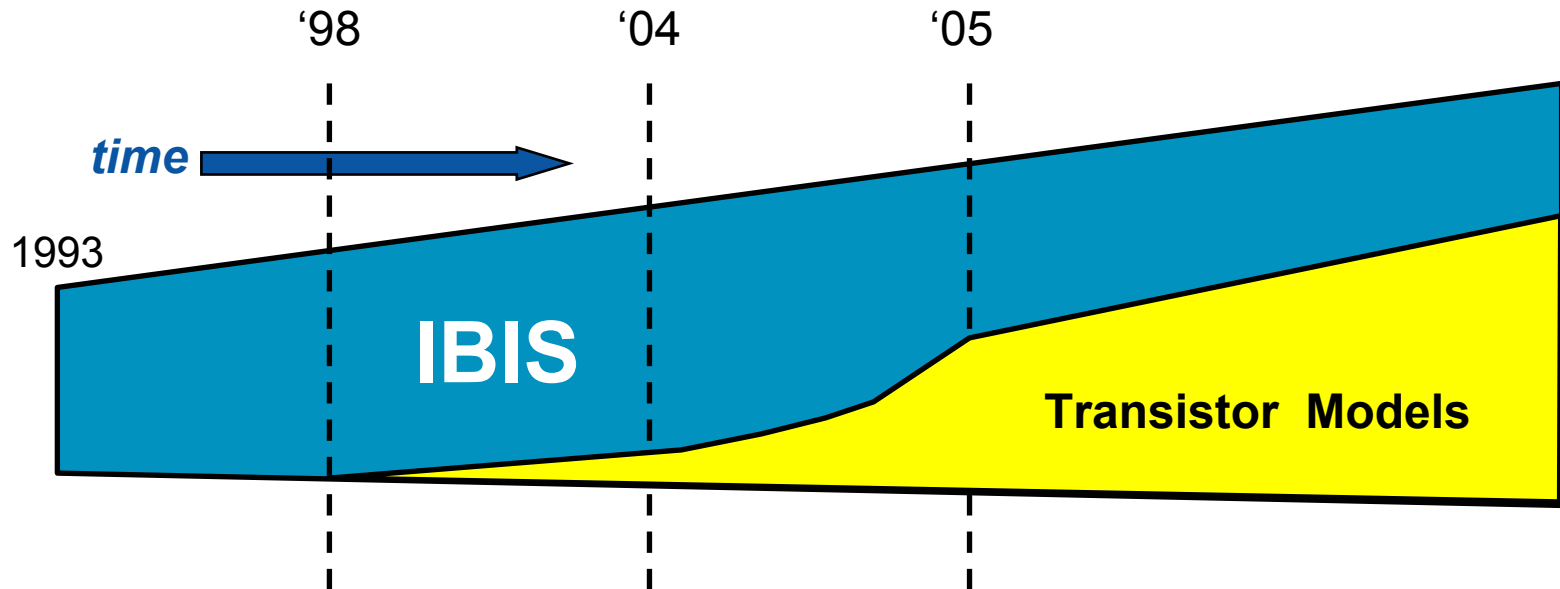
<http://www.pcbhighspeed.com/discuss/user/non-frames/surveyresults.asp?surveyid=62>

- 69% say that this percentage increased in 2004 over 2003



<http://www.pcbhighspeed.com/discuss/user/non-frames/surveyresults.asp?surveyid=63>

What has Happened



- IBIS enjoyed 5 years as THE digital IO model format
- Higher frequencies brought new issues and more skeptics
- Gigabit serial links brought rapid transistor model increase in 2004

Hspice Related Interview Questions

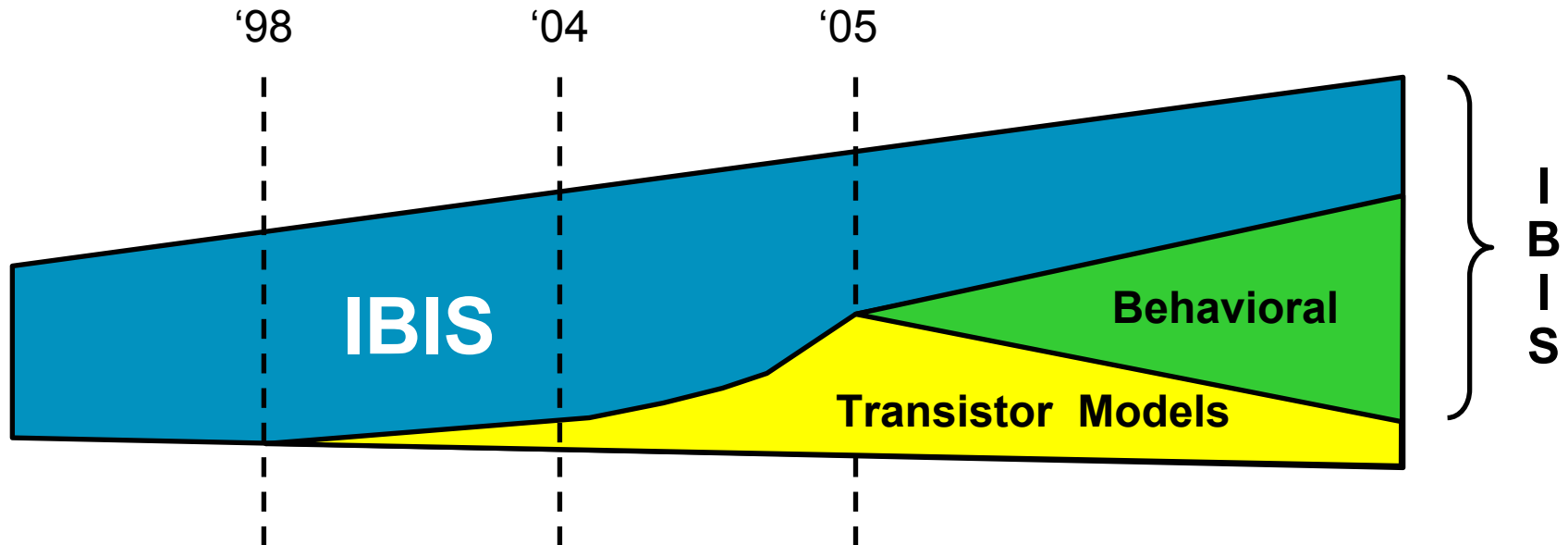


- “Do you want to see [External Model] Hspice?” - all “yes”
 - Half qualified this as a non-optimal short-term solution

This is actually already happening

- “Do you see Hspice as a long-term solution?” - all “no”
 - Unanimous reason: “it’s too slow”
- As such, also unanimous in need to return to behavioral

What Must Happen



- Enable faster behavioral solutions

What behavioral options exist?

Features of Behavioral Solution

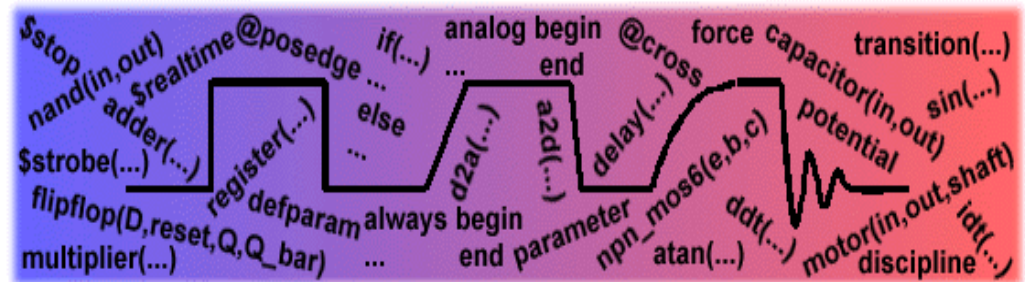


1. Fast
2. Protects IP
3. Template based
4. Works in many tools
5. Have links to IC design

AMS Models – the Positives



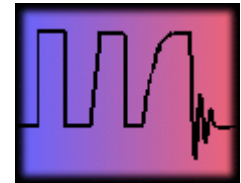
- Most interviewed at this point are unfamiliar with AMS
 - When asked if they think AMS can be a good solution:
 - 3 said “yes”, 3 were hopeful, and 4 were unsure, 1 said no
- The experts list the following positives
 - Standards with documented specs
 - Mathematical freedom
 - Conditionals
 - File IO
 - Flexible language



AMS Models – Issues to Solve




- Unfamiliar in SI world, learning curve exists
 - Must seed with templates / training
- Spec nuances/implementations (as with IBIS)
- Not naturally occurring in IO design
 - This is why transistor-level models get used
- IP protection
 - 3 would encrypt, 2 might, 4 are unsure, 2 would not
 - Has IBIS thought about this?



The 4.1 [External Model] SPICE Option



- IBIS 4.1 also specifies [External Model] SPICE
- For most, SPICE == Transistor Model
- BUT



SPICE also == Behavioral Macromodeling

- When it was suggested, all liked the idea
 - many already doing it in some form
- Some history:
 - this is the technique Arpad used to invent IBIS and release the first schematic

What Experience has Shown



- Cadence has always had SPICE macromodeling
 - And this has made IBIS keyword support quite simple
- Once we had a central IBIS 2.1 driver element

All later keywords have been macromodeled around it

- In other words, basic SPICE around a B drvr/element has handled everything IBIS has added for the last 10+ years
- What has slowed the industry down is that *additions have belonged to the committee*, and not the model maker

This option empowers the model maker to also add new features

Behavioral SPICE Solutions



- 2.5 Gbps PCIe SerDes Chipset
 - http://www.cadence.com/company/newsroom/press_releases/pr.aspx?xml=090804_intel
- 1.5 Gbps S-ATA SerDes
 - <http://www.designcon.com/conference/7-ta3.html>
- Differential pass-thru receiver
 - <http://www.eda.org/pub/ibis/summits/jan00/telian.zip>
- Adjustable FPGA SerDes
 - http://www.altera.com/corporate/news_room/releases/releases_archive/2004/products/nr-cadence_design_kit.html
- Front-side bus driver, impedance control, SSN, & gate choke effect
 - http://www.cadence.com/company/newsroom/press_releases/11_16_98_SQ_Intel_Merced_Processor.doc
- Others under NDA, mostly higher speed SerDes

The technique has been used for many “beyond IBIS” Complex IO models

[External Model] SPICE Macromodeling



- IBIS began with it
- Many tools and users have experience with it
- With template help, model makers are succeeding
- Academia is quite engaged in macromodeling research
 - [http://domino.research.ibm.com/acas/w3www_acas.nsf/images/proposals_04.05/\\$FILE/madhavan.pdf](http://domino.research.ibm.com/acas/w3www_acas.nsf/images/proposals_04.05/$FILE/madhavan.pdf)
 - [http://domino.research.ibm.com/acas/w3www_acas.nsf/images/projects_03.04/\\$FILE/canavero.pdf](http://domino.research.ibm.com/acas/w3www_acas.nsf/images/projects_03.04/$FILE/canavero.pdf)
 - http://www.spi.uni-hannover.de/2004/presentations/spi04_s08_p02_Stievano.pdf
 - http://www.ece.ncsu.edu/erl/html2/papers/paulf/2003/paulf_2003_10_varma.pdf ... etc.


You are all invited to a CPMT TC-12 (EDP) meeting at which I will be presenting a proposed effort to generate concepts for a future I/O Macromodeling format, based on a collaborative effort involving Madhavan Swaminathan, Michael Steer, and Ambrish Varma. This meeting is held in conjunction with the EPEP meeting, that follows M-W of that week.

Our intent is to formulate a research program to define a new macromodel format that retains the key features of IBIS (ease of use, ease of simulation, generality) while improving its accuracy, e.g. in SSN simulations.

Paul Franzon NCSU

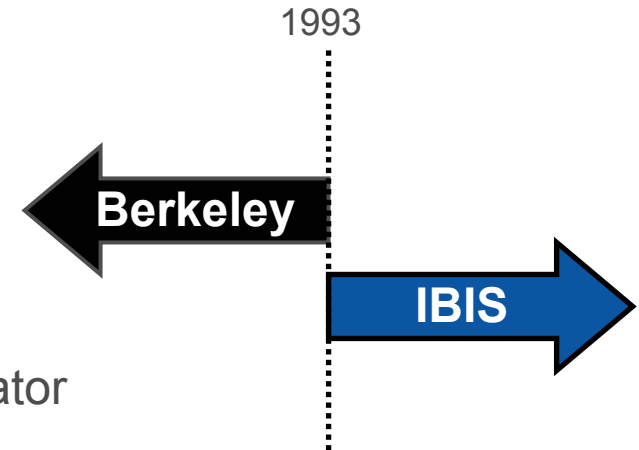
How can the IBIS Committee better support this?

Agenda

- History
- New Data
- Model Types
-  • Recommendations

Remove the Berkeley SPICE Barrier

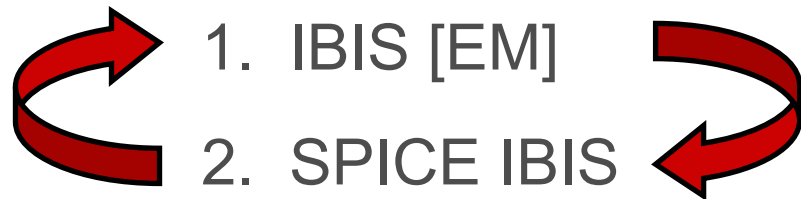
- IBIS ties itself to Berkeley SPICE 3F5
 - This was released/closed in 1993
 - No effort since then – yikes!
- No PCB SI tools use this
 - It is lower than the lowest common denominator
- Some have called for a SPICE 4
 - Larry Nagel presented on this in '04
 - This will not likely happen
- Positives
 - Equation-based sources with mathematical operators



Add to IBIS What's Missing (yet common in existing SPICEs)

- Must

- IBIS Driver
- Table-based EFGH



- Should

- Parameters (under [EM])

- Could

- Time-controlled source

***IBIS should pick a syntax for these items (any would do),
then all known complex models could be easily implemented***

Create a 4.1 Complex IO Template Repository

- Adaptable Model Templates showcasing use of 4.1 languages
 - Fast path to a model for various Complex IO
- Cadence would offer numerous templates
 - gate-throttle, pass-thru Rx, multi-tap SerDes, Rx equalization, self-compensating drivers, DDR2, ...
- No doubt others would too
- At the IBIS web-site?
- In order to...



cadence[®]